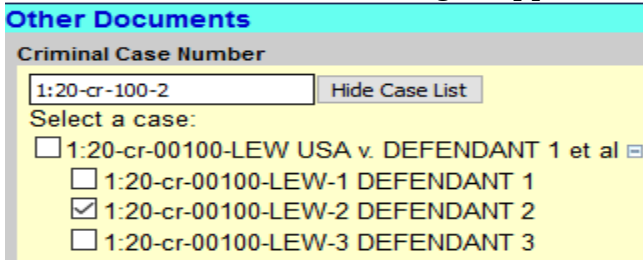
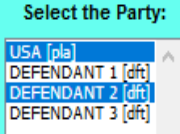
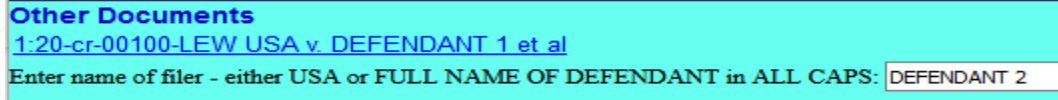
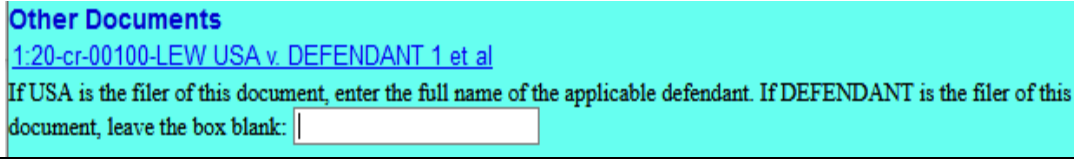


# HOW TO ELECTRONICALLY FILE OBJECTIONS TO PRESENTENCE INVESTIGATION REPORTS IN CM/ECF

Beginning on May 11, 2020, Objections to Presentence Investigation Reports must be filed in the Court's Electronic Case Filing System (CM/ECF) to comply with the Pilot Plan on Filing Presentence Reports and Revocation Reports approved by the Court on April 30, 2020. Follow the below steps to properly file an Objection to Presentence Investigation Report:

Step	Action
1	In CM/ECF, click on Criminal/Other Documents/Objections to Presentence Investigation Report.
2	Select the defendant the filing is applicable to: 
3	Attach the document in PDF format.
4	On the below screen, it is <b>VERY IMPORTANT</b> to select USA and the applicable defendant. The parties selected will have rights to view the attached document(s). <div style="background-color: #e0ffff; padding: 5px; margin: 5px 0;"> <p><b>IT IS VERY IMPORTANT to SLOW DOWN and select BOTH parties: USA plus the ONE defendant this filing is applicable to by holding down the CONTROL key on your keyboard.</b></p> </div> 
5	In the white box, enter the name of the filer in ALL CAPS: 
6	In the white box either enter 1) full name of defendant if USA is filer OR 2) leave blank if DEFENDANT is filer: 
7	Submit the filing. A Notice of Electronic Filing (NEF) of the docket entry will go out to all counsel of record. Only the parties selected (government and applicable defendant as shown in Step 4 above)